



MUGA - Make uShark Great Again

THE FINANCIAL REVOLUTION IN A SINGLE TOKEN



[Instructions for exchanging for the new USHARK token](#)

To swap the old USH and USHA for our new USHARK tokens, a ticket must be opened via our ticket system. Tickets can be written in German or English.

A ticket can be opened via the following link:

<https://ushark.org/tickets/>

First Step

Klick on the right corner “Shark Portal” and create a native wallet for the uShark Portal.

The screenshot shows the uShark website interface. At the top left is the uShark logo. A navigation menu includes links for Startups, Token, NFTs, Partners, About, Blog, FAQ, Ticket-System, and Tutorials. In the top right corner, there is a button labeled "Shark Portal" with a user icon, which is highlighted by a red arrow. The main content area features a "Please sign in" form with input fields for "Username / Email address" and "Password", a "Remember me" checkbox, and a "Sign In" button. Below the form are links for "Forgot your password?", "Sign-in using one time password", and "Create new ticket as guest". A prominent message states: "Please open a ticket as a guest. The login will not work." Below this is a personalized message: "Dear Sharkis, If you create a ticket, please also fill out the fields such as wallet, where the tokens are located and which wallet they should be transferred to, how many tokens you have. (The fields are there for a reason) It would make our work a lot easier. Thanks". At the bottom, there are two download links: "Instructions for exchanging for the new USHARK token - Download" and "Anleitung zum Tausch in den neuen USHARK Token - Download".



MUGA - Make uShark Great Again

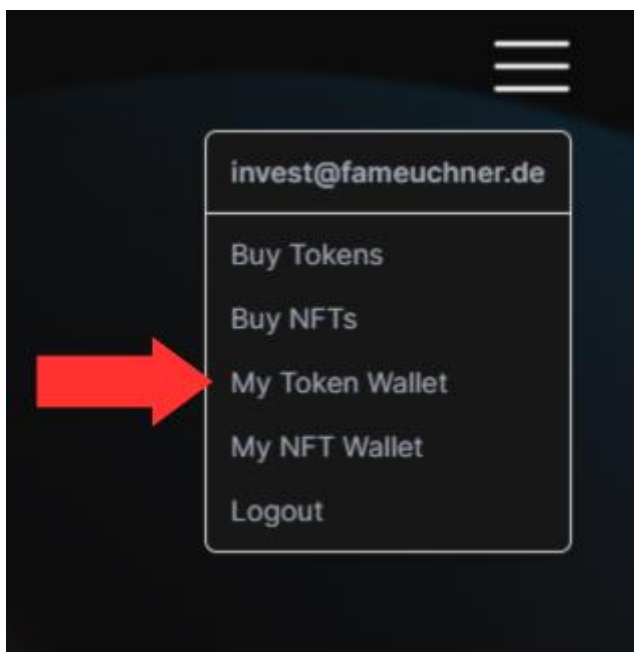
THE FINANCIAL REVOLUTION IN A SINGLE TOKEN



Then click on "SIGN UP" and create a new account with your E-Mail address.

The image shows a dark-themed login and sign-up interface for "uShark - Web3 Platform". At the top center is the uShark logo. Below it, the text "uShark - Web3 Platform" is displayed. There are two buttons: "LOG IN" and "SIGN UP". A red arrow points to the "SIGN UP" button. Below the buttons are two input fields: "Email" with the placeholder "you@example.com" and "Password" with a masked field of six dots. At the bottom is a white button labeled "CREATE ACCOUNT".

Klick on the Menu an on "My Token Wallet"






MUGA - Make uShark Great Again

THE FINANCIAL REVOLUTION IN A SINGLE TOKEN










Here you can find your wallet address and you can copy it.

My Token Wallet

This is your Wallet Address: **TYDCZVBTabbHxsGFhkgiawB7nJUaZRr6ZS** 

If you can't see this address, [Click Here](#) to refresh the page.

 USDT	0 USDT	Buy with  
 TRX	0 TRX	Buy with  
 USHARK	0.00 USHARK	Buy USHARK

[Send Crypto](#) [Receive Crypto](#)

After this you can go back to the ticket side.



MUGA - Make uShark Great Again

THE FINANCIAL REVOLUTION IN A SINGLE TOKEN



Second step

To be able to create a ticket, click on “Create new ticket as guest”. (The login data from the presale portal will not work.)

The screenshot shows the uShark website's login interface. At the top, there is a navigation menu with links for Startups, Token, NFTs, Partners, About, Blog, FAQ, Ticket-System, and Tutorials. A 'Shark Portal' button is located in the top right corner. The main content area features a 'Please sign in' form with input fields for 'Username / Email address' and 'Password', a 'Remember me' checkbox, and a 'Sign In' button. Below the form are links for 'Forgot your password?', 'Sign-in using one time password', and 'Create new ticket as guest'. A red arrow points to the 'Create new ticket as guest' link. Below the form, a message reads: 'Please open a ticket as a guest. The login will not work.' This is followed by a greeting 'Dear Sharkis,' and a note: 'If you create a ticket, please also fill out the fields such as wallet, where the tokens are located and which wallet they should be transferred to, how many tokens you have. (The fields are there for a reason) It would make our work a lot easier.' The page concludes with 'Thanks' and two download links: 'Instructions for exchanging for the new USHARK token - Download' and 'Anleitung zum Tausch in den neuen USHARK Token - Download'.

Then fill out the relevant fields on the ticket page. Importantly, the name and email address must be the one from the presale so that we can assign the data.



MUGA - Make uShark Great Again

THE FINANCIAL REVOLUTION IN A SINGLE TOKEN



Name *
Please insert your name
1

Email Address *
Please insert your email address
2

Subject *
Short description of the ticket
3

Description *
Detailed description of the ticket
4

E-mail address with which the uShark Wallet was created *
5

Native uShark Wallet Adress *
6

Wallet Tron Chain where you currently hold your tokens *
7

Wallet BSC Chain
8

Number of USHA tokens to swap in USHARK token
9

Number of USH tokens to swap in USHARK token
10

From the OTC deal the transaction id
11

I understand my personal information like Name, Email address, IP address, etc. will be stored in database.

I agree to the terms and conditions

Submit [Reset Form](#) 12

1: First and Last Name

2: E-mail address

3: Subject

4: Short description of what needs to be replaced.

5: E-mail address with which the uShark Wallet was created

6: Native uShark Wallet Adress (You create in the first step)

7: Wallet address Tron Chain where you currently hold your USHA token. (Optional)

8: Wallet address on the Binance Smart Chain (BSC) for everyone who took part in the presale or still has USH there. (Optional)

9: Number of tokens to be swap from USHA to USHARK. (Optional)

10: Number of tokens to be swap from USH to USHARK. (Optional)

11: Anyone who took part in the OTC deal must enter the transaction ID from the payment here. (Optional)

12: Submit

The fields marked with (*) are mandatory.



MUGA - Make uShark Great Again

THE FINANCIAL REVOLUTION IN A SINGLE TOKEN



Tickets are processed one by one by our support team. Processing time depends on the volume of tickets received. If you have any further questions, we will answer them accordingly via the ticket. (Check the spam folder every now and then). If all the information is correct, the ticket will be closed, and new token will usually be send within one week.

Conditions for swap:

- All tokens are exchanged 1:1
- If the number of tokens exceeds 2 million, 2 million tokens will be paid out immediately and the rest will be paid out over 5 months at 20% per month. Example: You have 3 million tokens then you will receive 2 million immediately and 200,000 tokens over 5 months.
- All tokens purchased from December 11th, 2023, will not be recognized.
- If attempts at fraud are discovered, we will reserve the right not to carry out an exchange.
- We except only swaps till July 31st, 2024. After that swap are only possible as a Elite Club NFT holder.

New additional rules since April 23, 2024:

- Until June 30, 2024, it is still possible to exchange your tokens without an NFT. The only change is that the tokens will no longer be paid out immediately but will be locked until the end of 2024. If uShark then has sufficient liquidity to prevent a sell-off, the tokens will be paid out. This will be decided again by the DAO.
- From July 1, 2024, only NFT holders (from Bronze level) will be able to exchange their tokens.
- NFT holders will always receive their tokens paid out immediately.
- The tokens that are still in vesting will also be initially frozen until the end of the year; NFT holders are exempt from this.

Disclaimer: uShark assumes no liability for incorrect information provided, such as an incorrect wallet address.

Our official links:

Website: <https://ushark.org>

Twitter: <https://twitter.com/usharktokens>



MUGA - Make uShark Great Again

THE FINANCIAL REVOLUTION IN A SINGLE TOKEN



Instagram: <https://www.instagram.com/usharkorg/>

Telegram International: <https://t.me/+nxShu4fYqYzYmJh>

Telegram German: <https://t.me/+4LTJc-g5-1Q4ZmFi>

Youtube: <https://www.youtube.com/@USharkorg>